




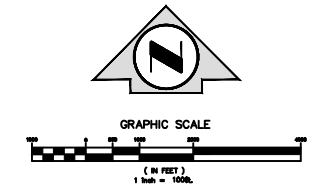
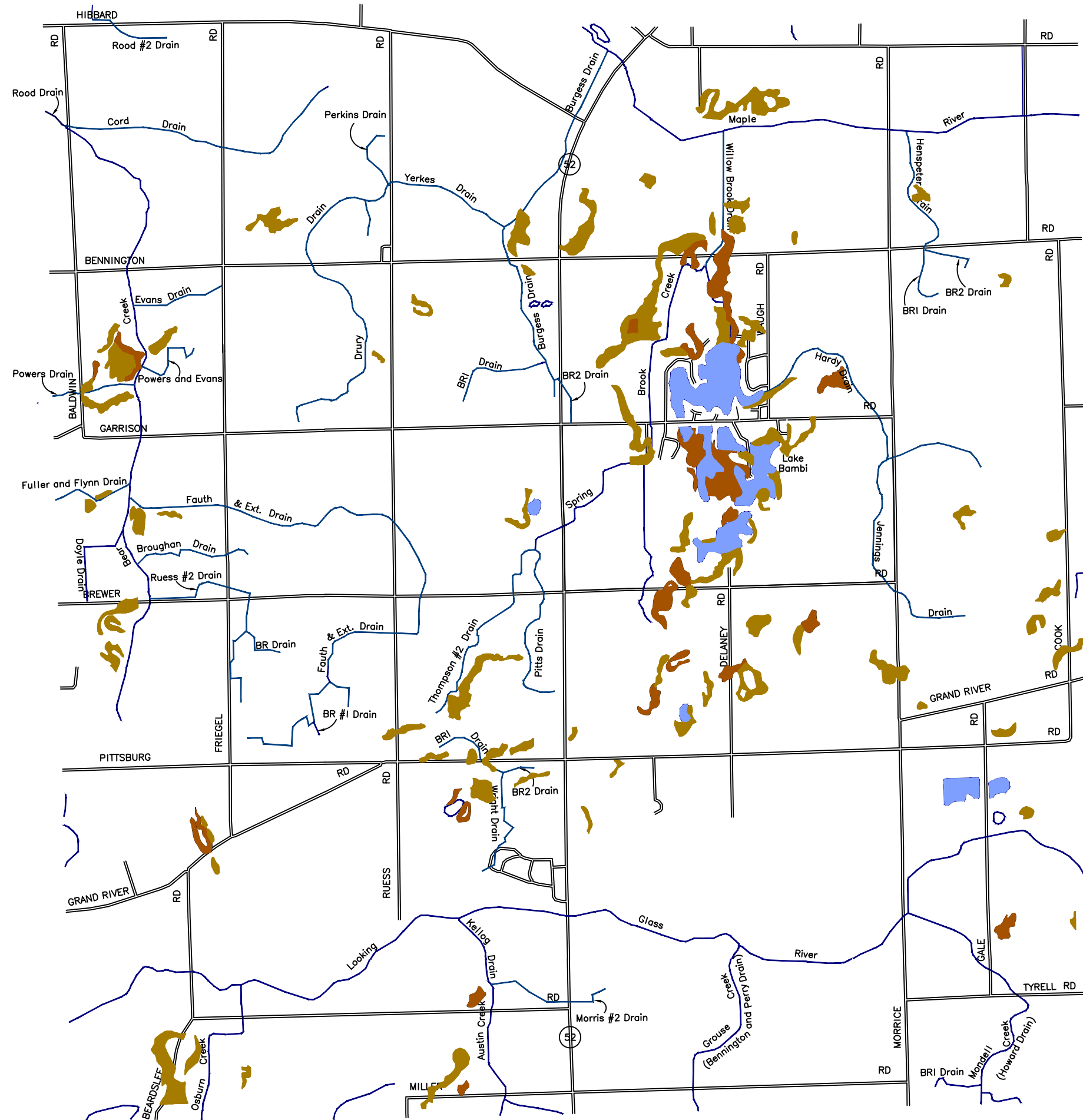
# BENNINGTON TOWNSHIP


## STEEP SLOPES MAP

### MAP 7

-  OPEN WATER
-  SLOPES OF 18% AND OVER
-  SLOPES OF 12% TO 18%

\* ALL UNSHADED AREAS HAVE SLOPE NO GREATER THAN 12%.





**ROWE INCORPORATED**

Corporate HQ 6211 Taylor 810-341-7500	MT. PLEASANT 127 S. Main 517-772-2138	LAPEER 462 W. Genesee 810-664-9411	FLINT 432 N. Saginaw 810-234-1056	GRAND RAPIDS 6207 Brewer 616-863-9300
---	---	--	---	---